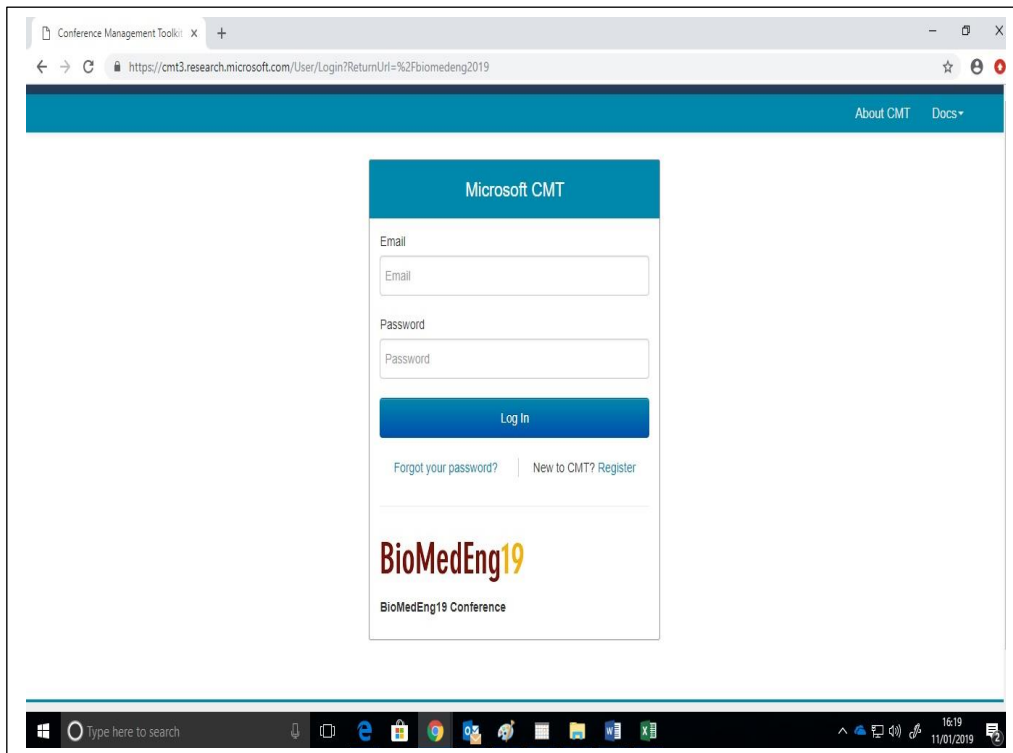


BioMedEng19

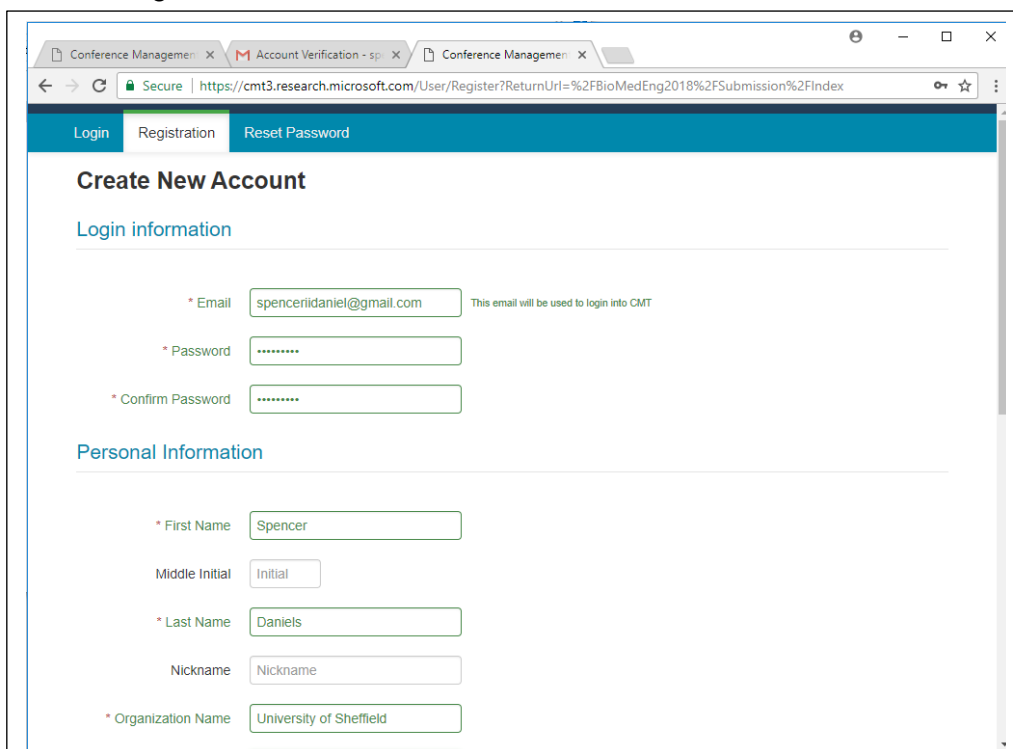
Please find some guidance notes for submitting your abstracts to [BioMedEng19](#) below

1. Click [here](#) to go to the BioMedEng19 abstract submission portal



The screenshot shows a web browser window with the URL <https://cmt3.research.microsoft.com/User/Login?ReturnUrl=%2Fbiomedeng2019>. The page features a blue header with "About CMT" and "Docs" links. The main content area is titled "Microsoft CMT" and contains a login form with fields for "Email" and "Password", a "Log In" button, and links for "Forgot your password?" and "New to CMT? Register". Below the login form is the "BioMedEng19" logo and the text "BioMedEng19 Conference". The Windows taskbar at the bottom shows the time as 16:19 on 11/01/2019.

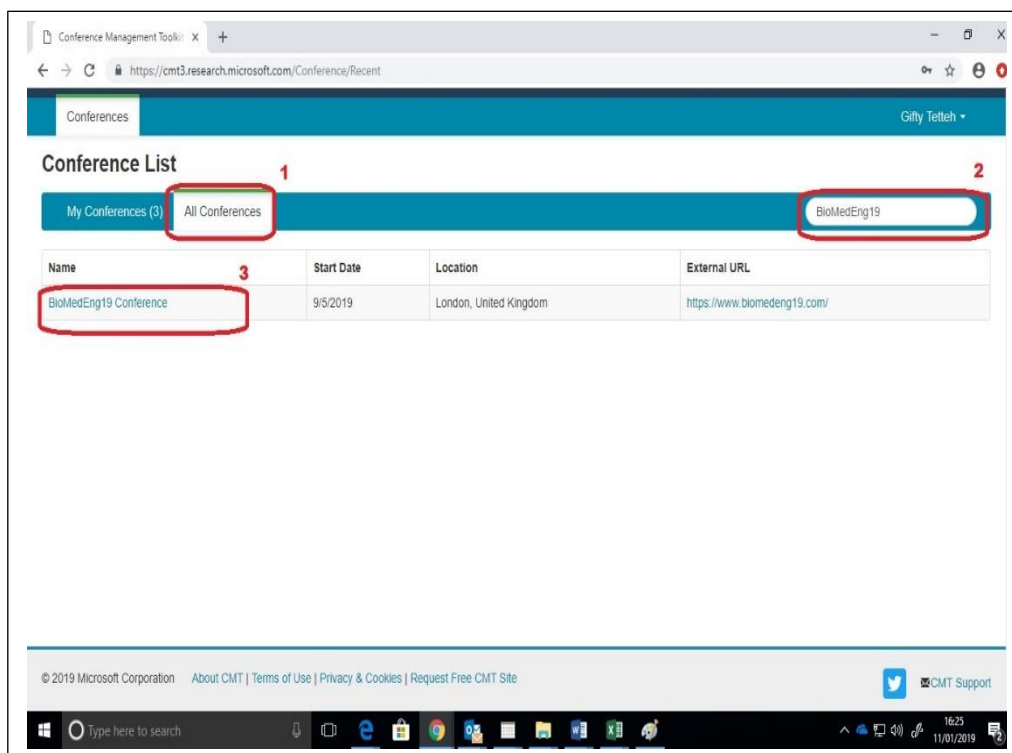
2. Click on the register button below the Log In button and create an account:
 - a. Fill in your login details and personal information. Only fields with *sign are required.
 - b. Type in the verification code
 - c. Tick the box to agree to the Terms of use – please read
 - d. Click on register



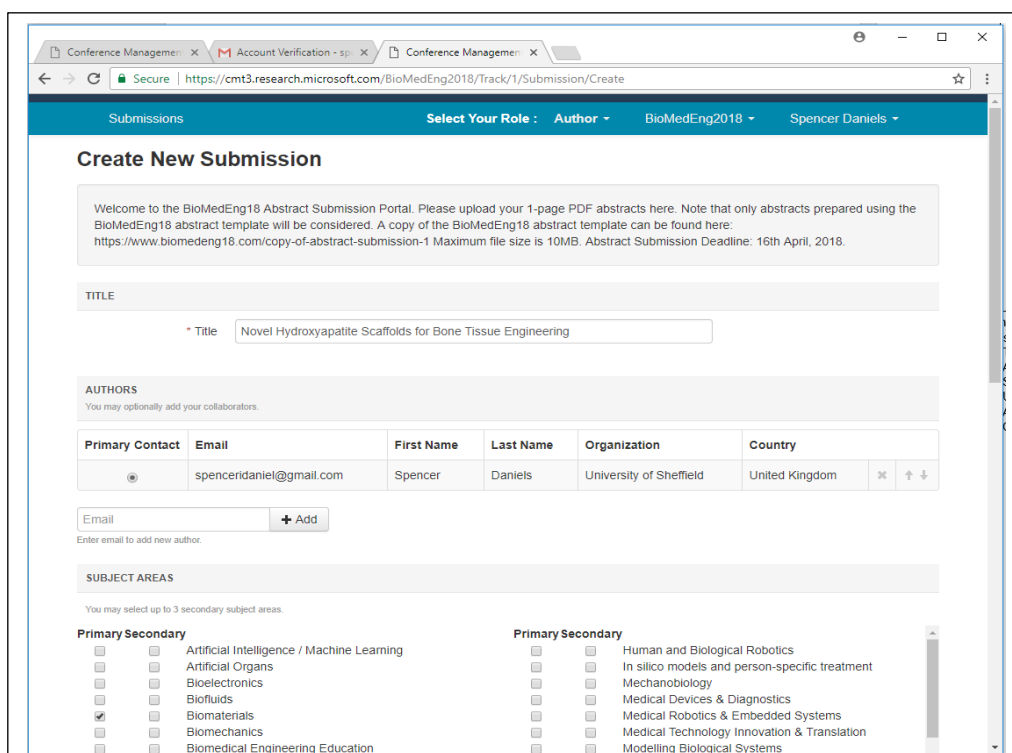
The screenshot shows a web browser window with the URL <https://cmt3.research.microsoft.com/User/Register?ReturnUrl=%2FbioMedEng2018%2FSubmission%2FIndex>. The page has a blue header with "Login", "Registration", and "Reset Password" tabs. The main content area is titled "Create New Account" and is divided into two sections: "Login information" and "Personal Information". The "Login information" section includes fields for "Email" (spenceridaniel@gmail.com), "Password", and "Confirm Password". The "Personal Information" section includes fields for "First Name" (Spencer), "Middle Initial" (Initial), "Last Name" (Daniels), "Nickname" (Nickname), and "Organization Name" (University of Sheffield). The "Email" field has a note: "This email will be used to login into CMT".

BioMedEng19

3. Check your email for an activation link to verify your account
4. Once your account has been verified, login to your CMT account with your login details
5. Click on the **All Conferences** tab and search for **BioMedEng19** in the filter bar

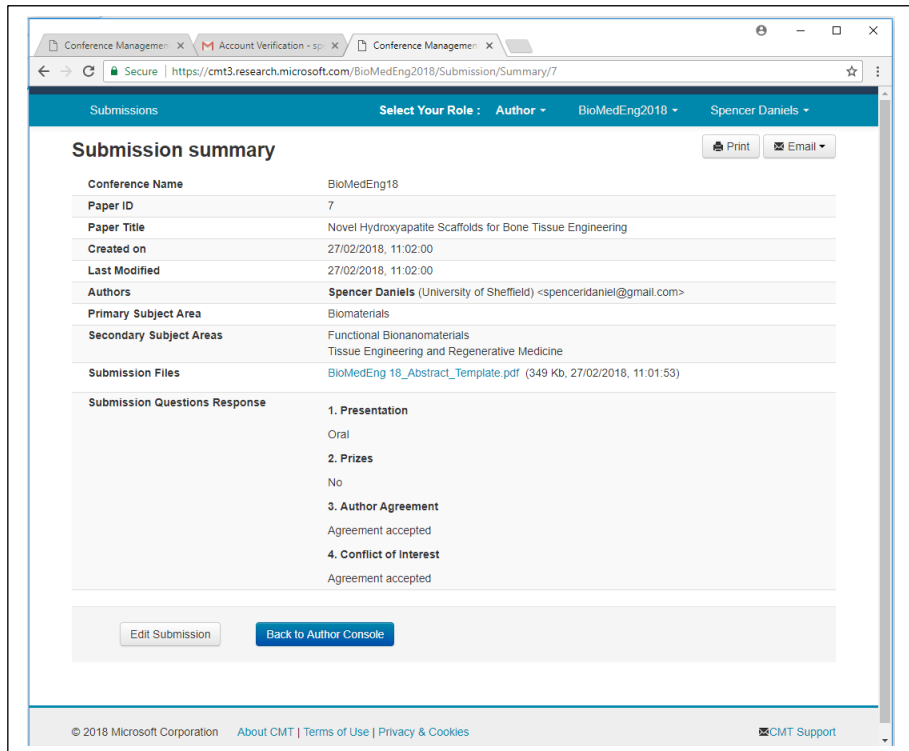


6. Click on BioMedEng19 Conference to be redirected to the author console and click on new submission to submit your abstract
 - a. Type in your abstract title
 - b. Add the email address(es) and details of other author(s) / collaborator(s)
 - c. Select your subject area-You can select a maximum of 1 primary area and 3 secondary areas
 - d. Upload your 1-page PDF abstract
 - e. Answer the additional questions
 - f. Click to **save changes**
 - g. Click to go **Back to Author Console**



BioMedEng19

7. You will be redirected to the submission confirmation page where you can email/print a copy of the confirmation for your records
8. To log out, click on your name in the top right-hand corner and click logout



The screenshot shows a web browser window displaying the submission confirmation page for BioMedEng2018. The page title is "Submission summary" and it includes a navigation bar with "Submissions", "Select Your Role: Author", "BioMedEng2018", and "Spencer Daniels". The main content area displays the following information:

| | |
|-------------------------------|-----------------------------------------------------------------------------------------------------------------------------------------------------------------------------------------------------------------------------------------|
| Conference Name | BioMedEng18 |
| Paper ID | 7 |
| Paper Title | Novel Hydroxyapatite Scaffolds for Bone Tissue Engineering |
| Created on | 27/02/2018, 11:02:00 |
| Last Modified | 27/02/2018, 11:02:00 |
| Authors | Spencer Daniels (University of Sheffield) <spencerdaniel@gmail.com> |
| Primary Subject Area | Biomaterials |
| Secondary Subject Areas | Functional Bionanomaterials Tissue Engineering and Regenerative Medicine |
| Submission Files | BioMedEng 18_Abstract_Template.pdf (349 Kb, 27/02/2018, 11:01:53) |
| Submission Questions Response | <ol style="list-style-type: none">1. Presentation Oral2. Prizes No3. Author Agreement Agreement accepted4. Conflict of Interest Agreement accepted |

At the bottom of the page, there are two buttons: "Edit Submission" and "Back to Author Console". The footer contains the text "© 2018 Microsoft Corporation About CMT | Terms of Use | Privacy & Cookies" and "CMT Support".

Please note that you can edit your submission until the abstract submission deadline of 15th March, 2019